
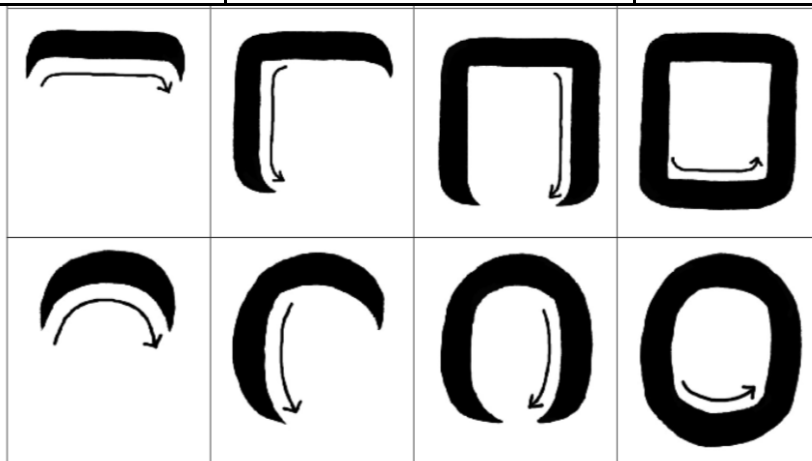




姓名：_____ () 班別：_____ 日期：_____ 評分：_____

《POP手繪藝術》

練習一：運筆練習

請在下列完成麥克筆的直線運筆練習



練習二：試運用麥克筆寫出POP手繪字型

好	其	爸	驗
好	其	爸	驗

--	--	--	--




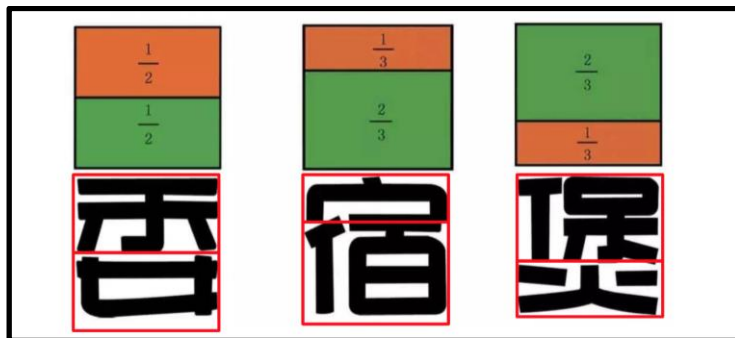
元	右	他	外
---	---	---	---

--	--	--	--




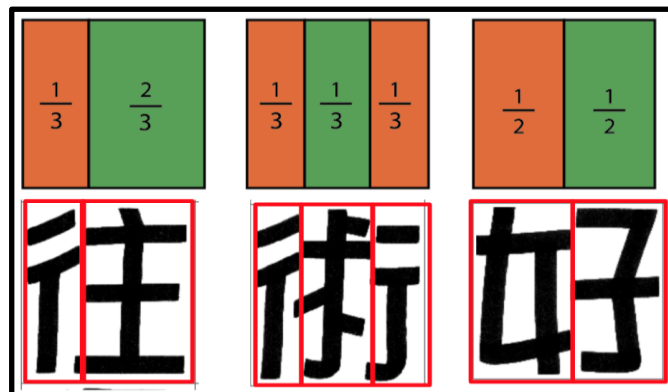
練習三：文字結構

請在下列根據其文字結構寫出POP手繪字型

上下結構安排



左右結構安排



練習四：POP手繪字型練習

同學可於參考圖片中選取其中一張POP手繪文字，然後於下列完成POP手繪字型練習。

《完》